



by the AMA (WA) Doctors in Training Committee 2018 Hospital Health Check

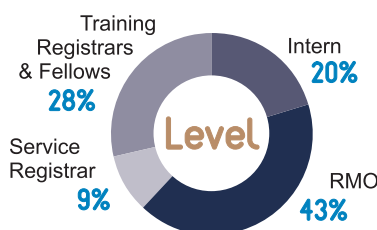

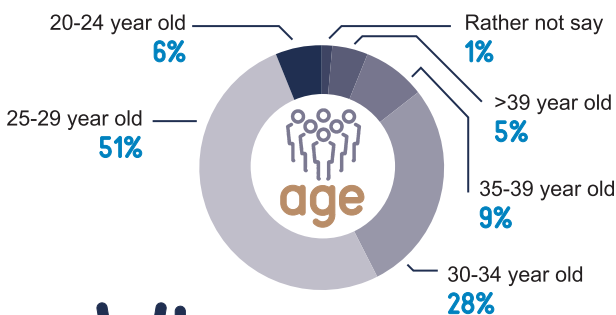
Over 700 doctors in training from across WA hospitals have answered our annual survey into education, wellbeing, morale and industrial issues. For feedback, comments, questions about this years HHC contact us: dit@amawa.com.au

Grading: A>80, B70-79, C60-69, D50-59, F<50

* All doctors working at that hospital including those currently seconded to it.

** Inadequate data to publish.


	Fiona Stanley Hospital	Joondalup Health Campus	King Edward Memorial Hospital	Princess Margaret Hospital	Royal Perth Hospital	Sir Charles Gairdner Hospital
Morale and Culture	C	A	F	D	A	D
Morale	65%	91%	38%	58%	85%	58%
Engagement with hospital leadership	50%	84%	41%	49%	77%	48%
DiTs feel supported by hospital	60%	86%	47%	57%	84%	56%
Recommend your hospital to others in 2018?	79%	91%	65%	63%	92%	68%
Culture	64%	91%	38%	62%	87%	63%
Teaching and Training	D	B	B	C	B	D
Adequate formal teaching	65%	82%	84%	57%	73%	70%
Adequate teaching on the run	52%	81%	74%	61%	74%	57%
Support for exams	58%	77%	70%	65%	70%	51%
Support for research	57%	74%	66%	57%	73%	51%
Rosters/Payslips/Overtime	F	B	F	F	F	F
Receive rosters 21 or more days in advance	28%	35%	13%	10%	29%	25%
Roster reflects hours worked	60%	94%	53%	80%	72%	56%
Senior receptive to approving overtime	58%	95%	21%	47%	47%	32%
Payslips correct	41%	58%	21%	24%	41%	23%
Wellbeing	D	B	F	F	C	F
Access to debrief after stressful clinical incident	50%	76%	61%	60%	61%	46%
Confidence in hospital acting on bullying	50%	75%	26%	29%	54%	43%
Confidence in hospital acting on sexual harassment	60%	84%	44%	57%	74%	59%
Stay home / Call in sick when unwell	50%	49%	31%	46%	55%	27%
Leave	F	F	F	F	F	F
Average # weeks approved (Annual/PDL)	2.6 / 1.9	3.0 / 1.9	2.7 / 1.8	2.4 / 2.0	3.3 / 1.9	2.3 / 2.7
Approved or declined within 2 weeks of application	17%	54%	8%	18%	39%	49%
Average number of declined applications per doctor	1.9	1.3	2.1	1.8	1.4	2.7
Part Time / Family						
Availability of part time work	31%	92%	N/A**	85%	50%	50%
Availability and access to breastfeeding facilities	42%	33%	20%	0%	25%	8%
Impression of job security if took parental leave	43%	52%	36%	31%	48%	33%



Who we are

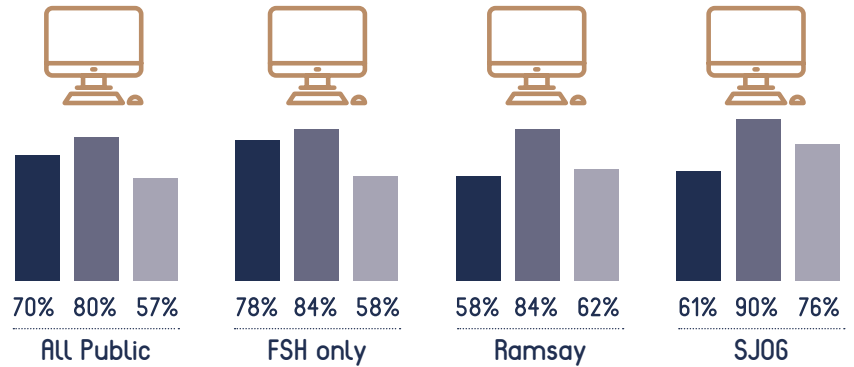
On call

For Registrars who work on call overnight, when returning to work the next morning:



ICT

- I duplicate my work in multiple systems.
- Logging into several systems takes too long.
- A significant portion of my working time is wasted on struggling with technical problems.



Sexual Harassment



5%

Report having been **sexually harassed** in the last 12 months.

I feel confident that my hospital will act and maintain my confidentiality regarding sexual harassment in the workplace.



65%

40%

Report having been **bullied** in the last 12 months.

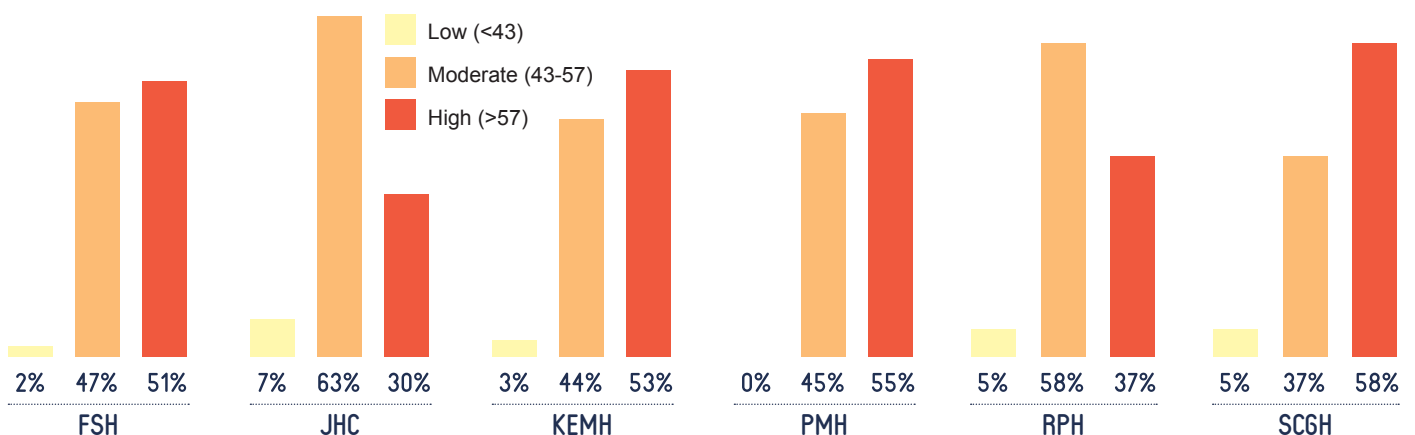


50%

I feel confident that my hospital will act and maintain my confidentiality regarding complaints about bullying in the workplace.

Burnout

Reported levels of burnout using Professional Quality of Life Scale



Median Burnout Score by hospital

