

HHC+ 2019

By the AMA (WA) Doctors in Training Committee

2019 Hospital Health Check

Over 750 doctors in training from across WA hospitals have answered our annual survey into education, wellbeing, morale and industrial issues. For feedback, comments & questions on the 2019 HHC Report Card contact us: dit@amawa.com.au



Grading: A>80, B70-79, C60-69, D50-59, F<50
* Inadequate data to publish.

Morale & Culture

Morale
Engagement with hospital leadership
Hospital supports the wellbeing of DiTs
DiTs would recommend the hospital to other DiTs
Culture

Teaching & Training

Adequate formal teaching
Adequate teaching on the run
Support for exams
Support for research

Rosters, Overtime & Payslips

Receive rosters 21 or more days in advance
Rostered start / end time reflects expected hours
Average unrostered overtime hours/fortnight
% of unrostered overtime claimed by DiTs
Payslips are correct

Wellbeing

DiTs take sick leave when unwell
Access to any debriefing ('hot' or 'cold')
DiTs have experienced bullying at the hospital site
DiTs have witnessed bullying/sexual harassment at the site

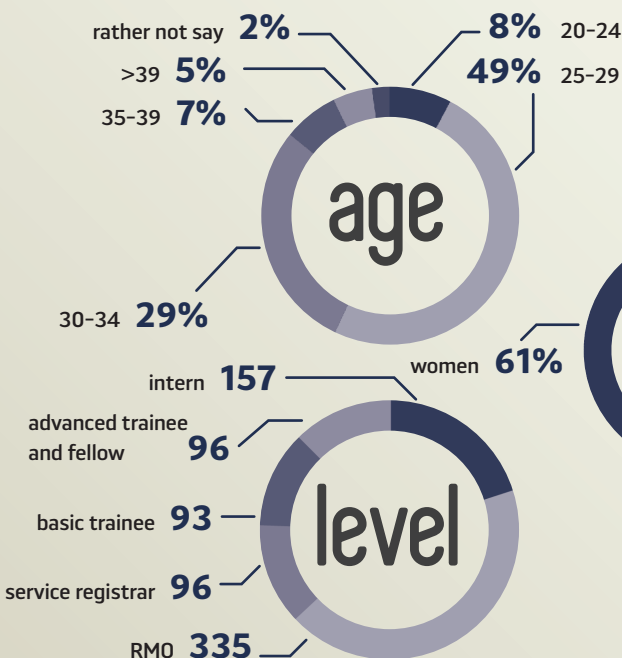
Leave

Average annual leave approved per DiT (weeks)
% Leave applications processed within 2 weeks
Average PDL approved per DiT (weeks)
DiTs able to access exam leave
% DiTs report no difficulty accessing leave

Part Time & Family

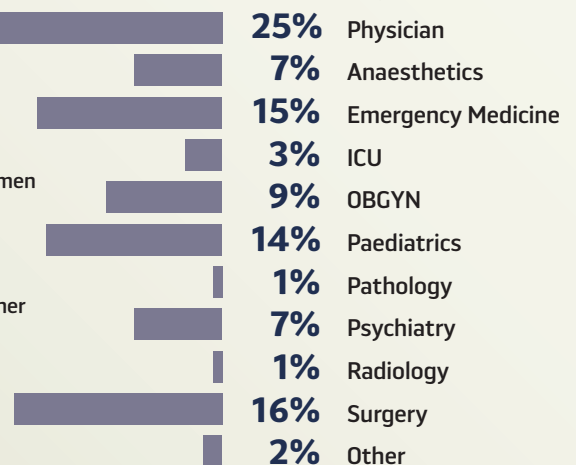
% DiTs fear for job security if took parental leave
Access to breast feeding facilities

	FSH	JHC	KEMH	PCH	RPH	SCGH	SJOG midland
Morale & Culture	C	A	C	B	A	D	B
Morale	67%	87%	57%	73%	88%	53%	78%
Engagement with hospital leadership	50%	82%	53%	64%	75%	38%	66%
Hospital supports the wellbeing of DiTs	63%	84%	72%	75%	83%	48%	78%
DiTs would recommend the hospital to other DiTs	80%	92%	75%	85%	94%	62%	82%
Culture	65%	91%	61%	82%	88%	54%	78%
Teaching & Training	D	B	A	B	B	F	A
Adequate formal teaching	69%	74%	87%	78%	74%	61%	81%
Adequate teaching on the run	54%	72%	78%	71%	74%	49%	81%
Support for exams	61%	81%	86%	84%	76%	43%	84%
Support for research	54%	67%	89%	73%	67%	44%	74%
Rosters, Overtime & Payslips	F	D	F	F	F	F	F
Receive rosters 21 or more days in advance	42%	41%	44%	20%	40%	26%	54%
Rostered start / end time reflects expected hours	65%/41%	76%/42%	21%/34%	68%/35%	50%/36%	43%/31%	68%/29%
Average unrostered overtime hours/fortnight	8.9	7.3	9.6	9.4	11.8	12.3	10.3
% of unrostered overtime claimed by DiTs	6%	45%	7%	4%	3%	25%	14%
Payslips are correct	40%	57%	26%	35%	57%	32%	50%
Wellbeing	D	C	D	D	C	F	D
DiTs take sick leave when unwell	42%	40%	41%	32%	38%	29%	25%
Access to any debriefing ('hot' or 'cold')	68%	63%	83%	74%	72%	51%	65%
DiTs have experienced bullying at the hospital site	35%	20%	45%	26%	27%	36%	16%
DiTs have witnessed bullying/sexual harassment at the site	50%	24%	61%	45%	35%	49%	41%
Leave	F	C	D	D	C	F	*
Average annual leave approved per DiT (weeks)	1.8	2.5	2.4	2.5	2.4	2.5	*
% Leave applications processed within 2 weeks	38%	57%	33%	39%	38%	16%	*
Average PDL approved per DiT (weeks)	1.1	1.6	1.1	1.5	1.3	1.2	*
DiTs able to access exam leave	65%	78%	75%	70%	84%	63%	*
% DiTs report no difficulty accessing leave	41%	60%	58%	53%	66%	35%	*
Part Time & Family							
% DiTs fear for job security if took parental leave	23%	23%	12%	22%	18%	34%	*
Access to breast feeding facilities	37%	0%	40%	78%	44%	22%	*



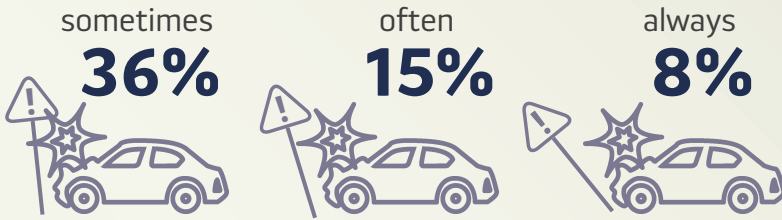
demographics

Registrar discipline:




feel unsafe returning to work


Registrars who work on call overnight, when returning to work the next morning.



concerned for your job if reporting inappropriate workplace behaviour



have experienced
bullying
30%



have experienced
sexual harassment
6%



believe
part time should be in their speciality



advanced trainees and fellows concerned about
job security



agree
39%
strongly agree
45%

burnout level

Reported levels of burnout using Professional Quality of Life Scale

